

Drilling into Data

How Themed Dashboards Take Your Metrics Further



Speakers



Jonathan Greenblatt
Vice President of Legal
LinkSquares




Laura Gill
Sr. Program Manager II
LinkSquares



Colleen Matthews
Sr. Product Marketing Manager
LinkSquares

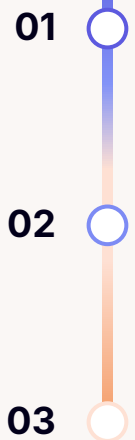
Housekeeping



- 
- 01 We are recording
 - 02 Recording, deck, and additional resources will be available after
 - 03 Ask questions via "Q&A" tool



Agenda

- 
- A vertical timeline with three items. The timeline is a vertical line with a color gradient from blue at the top to orange at the bottom. Each item is marked with a white circle containing a number. The text to the right of each circle describes the item.
- 01 Importance of legal metrics in business
 - 02 Themed Dashboards: Why we created them and demo
 - 03 Fireside chat & Q&A





The importance of legal metrics in business

Improved Decision-Making and Strategy

Data-driven insights help legal teams identify trends, assess risks, and allocate resources efficiently.

This leads to informed decisions that align with business goals, like reducing risk or optimizing contract management

Increased Transparency and Accountability

Metrics offer visibility into performance and workload across teams.

By tracking KPIs teams can demonstrate their value to the organization, fostering accountability and recognition of work.

Cost Control and Efficiency

Identify areas where processes can be streamlined, reducing inefficiencies and controlling costs.

For example, tracking legal spending by department or by project can uncover opportunities for savings, helping legal departments manage budgets effectively.



LinkSquares Dashboards



	Standard Dashboards	Themed Dashboards	Custom Tiles
Summary	Out-of-the-box data visualizations	Data visualizations grouped by topic	Bespoke data visualizations
Example Dashboards	Finalize: Agreements, Tasks	Compliance, My Sales, Legal	SLA Results by User
Example Outcomes	Monitor agreement progress in LinkSquares	Measure the impact of your legal team Track opportunity close dates,	Individual to your business
Packages	Included with LinkSquares	Available upon purchase	Available upon purchase



Themes Available



Compliance | Analyze

Stay compliant with insights at your fingertips to ensure fast and easy auditability of contracts.



Agreement Details | Finalize

Dial into agreement details to capture common trends and identify process improvements for your Finalize Templates.



Legal | Finalize

Cut out the noise of other teams and get metrics tailored just to your legal team's work



My Deals - Sales | Finalize

Accelerate the deal cycle by giving your Collaborators tailored visuals of their active and in-flight deals.



Activity Insights | Finalize

Get a consolidated view into Finalize Agreement Activities to establish trends on the key actions of your organization.



Department - Agreement Insights | Finalize

Segment insights by department and agreement type to analyze volume and breakdown of your work.



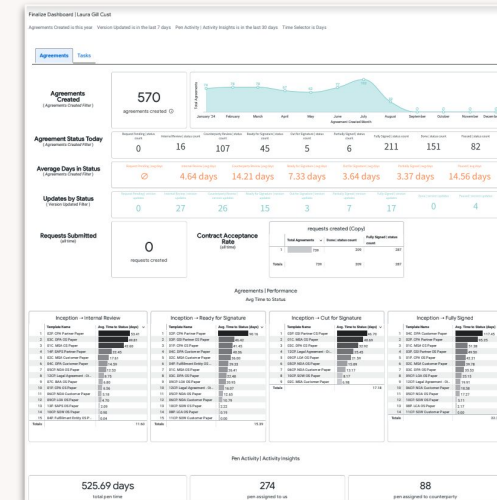
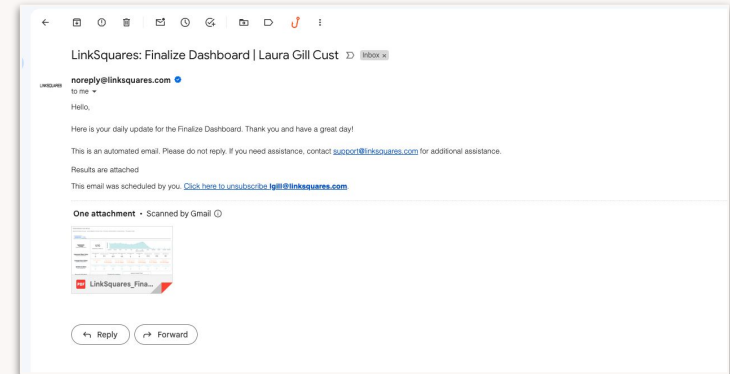
Procurement | Finalize

Quickly understand the most important aspects of your vendor contracts.

Email Dashboard Report

Themed Dashboard customers can opt to receive dashboard results via email.

- Recurring dashboard emails can be set on a flexible timing schedule - weekly, bi-weekly, monthly, etc.
- Format options available:
 - PDF of entire dashboard
 - .csv attachment of a tile's data - limited to **3 tiles** for this send.





Fireside Chat

How are teams using Themed Dashboards today?



Jonathan Greenblatt
Vice President of Legal
LinkSquares



Laura Gill
Sr. Program Manager II
LinkSquares



Colleen Matthews
Sr. Product Marketing Manager
LinkSquares

Thank you!